

XEROX®

Technology | Document Management | Consulting Services

print | copy | email | fax | scan

Convenient multi functions on your network printer



WorkCentre[®] 4150

multifunction

Introducing your new multifunction printer

The WorkCentre 4150 multifunction meets the challenges of today's non-stop business world. We started with the basic requirement of every office: powerful printing capabilities. Then we added an array of tools to create a reliable and convenient multifunction that is ready to handle the needs of your busy workgroup.

Get more done, day in and day out

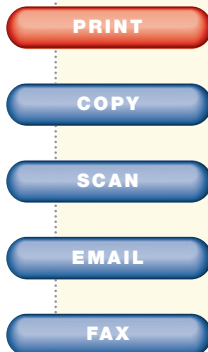
Replace your current printer with the WorkCentre 4150 and see how much more you can do with this multifunction's best-in-class features.

- Get a solution designed exactly for your business – from a copier-only device all the way up to a full-fledged multifunction that can print, copy, fax and scan to email.
- Each function is fully integrated and can be accessed while other jobs are running. Enjoy worry-free, reliable operation.
- Easily integrate the WorkCentre 4150 into your existing printer environment, or replace single-function machines with one convenient multifunction device. That's a lot of productivity in a small footprint.
- Call on unrivaled service and support, including service professionals who are linked to the engineers who designed your product. Xerox is there for you every step of the way.

Multifunction power at the right price

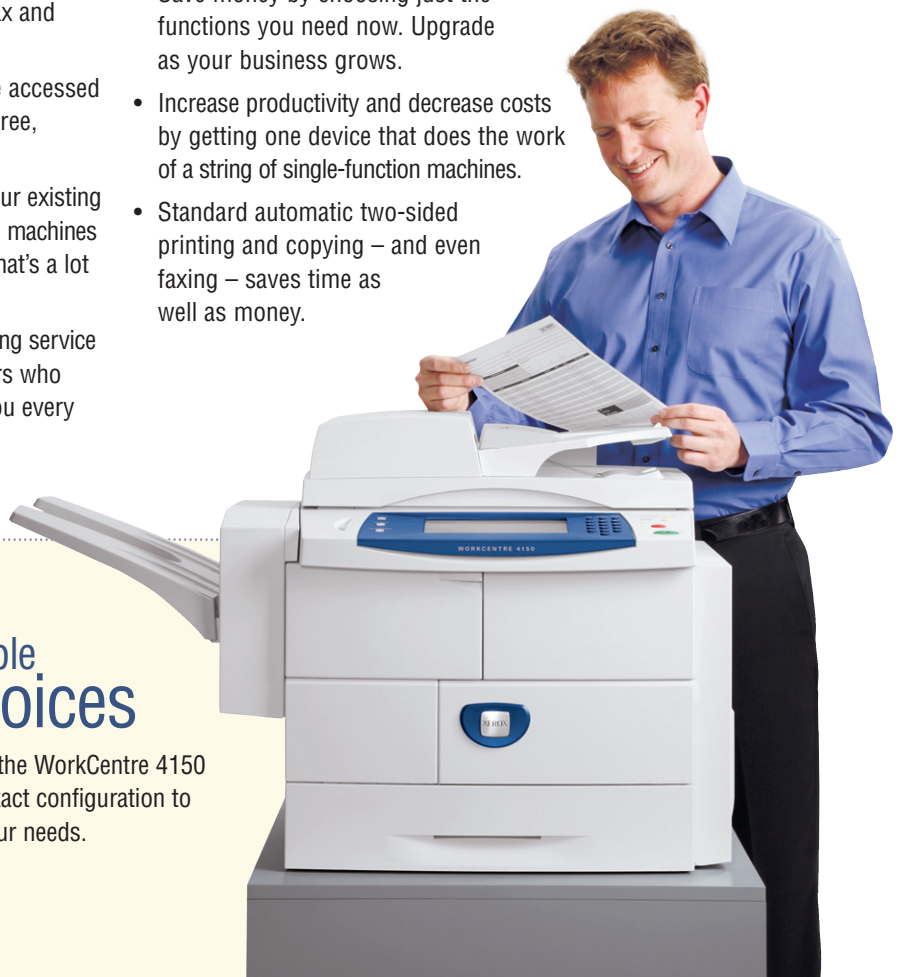
As the multifunction experts, Xerox can help you streamline the way you work with a value-packed device that's competitively priced.

- Save money by choosing just the functions you need now. Upgrade as your business grows.
- Increase productivity and decrease costs by getting one device that does the work of a string of single-function machines.
- Standard automatic two-sided printing and copying – and even faxing – saves time as well as money.



Flexible choices

Choose the WorkCentre 4150 in the exact configuration to meet your needs.



Xerox feature advantages

Manage your print queue right from the touch-screen. Move important jobs to the top of the list for maximum efficiency.

The fax feature can relay incoming faxes to email and other fax machines.



Touch-screen operation is easy to learn, easy to navigate, and consistent with all Xerox multifunction systems.

Time-saving "Auto" features make correct selections for you, ensuring high-quality output.

Process ID documents quickly and efficiently with ID Card Copy.

Must-have tools to match the job


The WorkCentre 4150 offers a lineup of special features so useful you'll wonder how you lived without them.

- **ID Card Copy:** Use the innovative ID Card Copy feature to copy both sides of an ID document or check onto one side of a sheet of paper – without having to run the paper through a second time.
- **Fax Forward to Email:** Route incoming faxes to your email for easy archiving or to access while you're out of the office.
- **Secure Print:** Prints confidential documents only after you've entered a password at the device.

A new world of convenience

Give your workgroup a centrally located device that boosts productivity.

- The space-saving design means all capabilities can fit comfortably in your workgroup. Add up to three additional paper trays and build a floor-standing device that is easily accessible to everyone in your office.
- Installation and network configuration are easy – a couple of clicks and you're up and running.
- The large touch-screen interface can be understood at a glance. Most operations are a touch away.
- Manage your machine and access device and job status and accounting information from your desktop using the CentreWare IS embedded web server.
- Add a finisher to the desktop or floor-standing model that will collate and staple up to 50-sheet documents for more efficiency and convenience.



- 1 Money-saving and fast automatic two-sided printing is standard
- 2 50-sheet duplex automatic document feeder scans two-sided documents
- 3 100-sheet bypass tray handles heavier papers up to 200 gsm
- 4 Standard 500 sheet paper tray feeds custom sizes up to 8.5 x 14 in.
- 5 One, two or three additional paper trays boost capacity to as much as 2,100 sheets
- 6 Use the handy Finisher to collate and staple sets of up to 50 pages

Call today. For more information, call 1-877-362-6567 or visit us at www.xerox.com/office



CONFIGURATIONS	WorkCentre 4150	WorkCentre 4150s	WorkCentre 4150x	WorkCentre 4150xf
Speed	Up to 45 ppm (letter / A4)			
Duty Cycle	Up to 200,000 pages / month			
Paper Handling	Duplex Automatic Document Feeder: 50 sheets Bypass Tray: 100 sheets; Size: 3.9 x 5.8 in. to 8.5 x 14 in. / A6 to A4 (98 x 148 mm to 216 x 356 mm) Tray 1: 500 sheets; Size: 3.9 x 5.8 in. to 8.5 x 14 in. / A6 to A4 (98 x 148 mm to 216 x 356 mm)			
Paper Input				
Additional Trays	Optional		Tray 2: 500 sheets	
	Optional		Tray 3: 500 sheets Tray 4: 500 sheets	
Paper Output	500 sheets, automatic two-sided			
Finishing	Optional		500-sheet Finisher: 50-sheet single position stapling	
Copy				
First-Page-Out Time	As fast as 5 seconds			
Copy Resolution	600 x 600 dpi			
Copy Features	Automatic two-sided, Collation, Reduce/Enlarge, Book Copying, Mixed-Size Originals, Edge Erase, Booklet Creation, Covers, Transparency Separators, Multi-Up, ID Card Copy			
Print				
First-Page-Out Time	NA	As fast as 8 seconds		
Print Resolution	NA	600 x 600 dpi, 1200 interpolated		
Memory (standard / max)	NA	256 MB / 384 MB plus 40 GB Hard Drive		
Processor / PDL	NA	400 MHz / PCL 5e, PCL 6, compatible with PostScript® 3™		
Connectivity	NA	10/100 BaseT Ethernet (WIFI via 3rd party)		
Print Features	NA	Automatic two-sided, Watermark, Secure print, Delayed print, Sample set, Cover selection, Paper selection by attribute, Toner saver, N-Up, Mirror image, Negative image, Image rotation, Saved settings, Booklet creation, Fit to new paper size, Collation		
Scan				
Scan Destinations	NA	Scan to Email, Optional: Network Scanning, SMARTsend™, Xerox Business Partner Solutions (XBP)		
Scan Features	NA	PDF, JPEG, TIFF, Multi-page TIFF, Xerox® Scan to PC Desktop® Personal Edition (Includes 1 seat of OmniPage, PaperPort, and Image Retriever for use with scan-to-email), Color Scanning Scan Speed: up to 45 ipm B/W (letter), 43 ipm B/W (A4)		
Security	NA	Secure Email via SSL; Network Authentication (SMB, secure LDAP and Kerberos)		
Fax	Optional		Embedded Fax (33.6 Kbps with JBIG Compression), Optional: Server Fax	
Fax Features	Optional		Mailbox, Polling, Security Fax, Color fax transmission	
Accounting	Standard	Internal Auditor tracks copy and fax, Xerox Standard Accounting		
	Optional	Network Accounting Kit and Xerox Business Partner Solutions		
Other Options	Foreign Device Interface, 256 MB Memory Upgrade (adds additional 128 MB), Network Scanning, Cabinet, Image Overwrite, Server Fax Enablement			
Warranty	One Year On-Site Warranty, Xerox Total Satisfaction Guarantee			

Device Management

CentreWare Internet Services, CentreWare Web, NDPS and HP Openview

Media Handling

Bypass Tray: 16–53 lb bond / 60–200 gsm
 Tray 1, 2, 3, 4: 16–32 lb bond / 60–120 gsm
 Duplex Automatic Document Feeder:
 12–32 lb bond / 50–120 gsm
 Media Types: Paper, envelopes, labels, transparencies

Operating Environment

Temperature: Maximum Range: 50°–90°F / 10°–32°C, Recommended Range: 61°–86°F / 16°–30°C
 Humidity: Maximum Range: 20–80%, Recommended Range: 30 – 70%
 Electrical: Power: 110–127 VAC, 60 Hz, and 220–240 VAC, 50 Hz
 Power Consumption: Average: 748 watts, Power Saver Mode: 32.5 watts, ENERGY STAR® Compliant

Dimensions (WxDxH)

Without Finisher: 24.5 x 19 x 24 in. / 622 x 483 x 610 mm, With Finisher: 39.5 x 19 x 24 in. / 1003 x 483 x 610 mm
 Weight: Without Finisher: 110 lb / 50 kg, With Finisher: 132 lb / 60 kg

Supplies

Starter Toner – average 10,000 standard pages*
 Standard Toner – average 20,000 standard pages*
 Drum Cartridge – approx. 55,000 pages**

Agency Approvals

UL
 CE Semko



*Declared Yield in accordance with ISO/IEC 19752. Yield will vary based on image, area coverage and media used.
 **Yield will vary depending on job run length, media size and orientation.